















# Recyclable Materials List

## ACCEPTABLE ITEMS AT THE CURBSIDE ONLY—NOT AT THE HOWICK LANDFILL

Paper & Fiber	Material & Example	What to Know
	<p><b>Paper</b> Any colour, including flour bags, prescription bags, paper products. Notepads, white or coloured loose paper, file folders, other printed material Community newspapers, flyers, brochures and magazines Greeting Cards, envelopes and gift boxes</p>	<p>Empty Place shredded paper in a tied clear bag Separate from plastic bags used to cover items, remove elastic bands Remove rope handle from bags. Do <b>NOT</b> include soft or hard covered books/novels</p>
	<p><b>Paper Laminate Packaging</b> Pet food bags, food service paper bags, and plates.</p>	<p>Empty Free from food residue</p>
	<p><b>Boxboard</b> Cereal boxes, tissue boxes, egg cartons, rolls from toilet paper and paper towel.</p>	<p>Empty Flatten</p>
	<p><b>Cardboard Boxes</b> Pizza boxes, direct mail boxes, moving boxes, shoe boxes.</p>	<p>Flatten No larger than 60 x 60 cm.</p>
	<p><b>Paper Laminate Containers</b> Spiral cans, cookie dough packages, ice cream containers, and hot and cold beverage cups</p>	<p>Empty Free from food residue Remove Lids</p>
	<p><b>Cartons</b> Beverage cartons, juice and milk cartons, coffee creamers, and sugar cartons, soup and sauce cartons</p>	<p>Empty Free from food residue Keep lids on <b>NO</b> alcohol beverage containers</p>
Plastic	Material & Example	What to Know
	<p><b>Flexible Plastic Packaging</b> Bags used for dry cleaning, bread, newspapers and flyers. Overwrap (paper towel &amp; toilet paper, beverage containers) Coffee bags or deli pouches, chip bags, bubble wrap, snack wrappers, cereal liner bags, plastic gift bags.</p>	<p>Empty</p>

Plastic & Foam	Material & Example	What to Know
	<p><b>Hard Plastic Containers</b></p> <p>Laundry detergent and household cleaner jugs, shampoo, body wash, salad dressing, condiment, dish soap, mouth wash bottles, plastic beverage bottles</p>	<p>Empty</p> <p>Free from food residue</p> <p>Keep lids on</p> <p><b>NO</b> alcohol beverage containers</p>
	<p><b>Tubes</b></p> <p>Toothpaste tubes, deodorant, hand cream tubes.</p>	<p>Empty</p> <p>Free from residue</p> <p>Keep lids on</p>
	<p><b>Plastic Containers</b></p> <p>Food trays, salad, yogurt, peanut butter, bakery and egg containers, plastic cups, plastic tubs and lids</p>	<p>Empty</p> <p>Keep lids on</p> <p><b>NO</b> alcohol beverage containers</p>
	<p><b>Misc Plastic</b></p> <p>Small item packaging (from screws etc.), hand sanitizer bottles, plant pots</p>	<p>Empty</p> <p>Keep lids on</p> <p><b>NO</b> alcohol beverage containers</p>
	<p><b>Foam Packaging</b></p> <p>Meat trays, takeout containers, cups, plates, bowls, foam packaging</p>	<p>Empty</p> <p>Remove film wrap and absorbent pads from meat trays.</p>
Metal	Material & Example	What to Know
	<p><b>Metal</b></p> <p>Food cans, metal lids, cookie, coffee and tea tins, beverage cans</p>	<p>Empty</p> <p><b>NO</b> alcohol Containers</p>
	<p><b>Aluminum (foil and trays)</b></p> <p>Aluminum foil, pie plates, frozen food trays</p>	<p>Empty</p> <p>Ball up aluminum foil.</p>
	<p><b>Aerosol Containers</b></p> <p>food spray, hairspray, air fresheners, shaving cream, deodorant</p>	<p>Empty</p> <p>Lids on</p>
Glass	Material & Example	What to Know
	<p><b>Glass Containers</b></p> <p>Clear and coloured glass. Food containers, jars and bottles, cosmetic containers, spruce bottles, oil and vinegar bottles, non-alcoholic glass beverage containers</p>	<p>Empty</p> <p>Lids off</p> <p><b>NO</b> alcohol containers</p>